


MONGLA PORT AUTHORITY
MONGLA, BAGERHAT.

CIRCULAR NO.25 /2020.

It is hereby notified to all concern that the anticipated permissible draughts of Pussur River have been declared for 03 months starting from 01 January to 31 March, 2021. The anticipated permissible draught charts are enclosed herewith.



SHEIKH FAKHAR UDDIN
Commander BN
Harbour Master

No. 18.140.0158.312.30.062.96(A-5)-244/04

Dated :13/12/2020.

Distribution :

✓
SUP.(PBO)
.....

Copy to :

1. Member(), MPA, Mongla.
2. Director (Admn.), MPA, Mongla.
3. Chief Engineer (M& E), MPA, Mongla.
4. P.S to Chairman, MPA, Mongla.
5. Asstt. Engineer (Electronics), MPA - For uploading the anticipated permissible draughts of Pussur River in MPA Website.

MONGLA PORT AUTHORITY (BANGLADESH)
 ANTICIPATED PERMISSIBLE DRAUGHTS OF PUSSUR RIVER
 FOR THE MONTH OF JANUARY TO MARCH 2021
 (FROM FAIRWAY BUOY TO BASE CREEK)

PART-I

(IN METERS)

DATE	JANUARY		FEBRUARY		MARCH		DATE
	TIME	METER	TIME	METER	TIME	METER	
	1	0918	7.80	1023	7.90	0920	
	2133	8.17	2236	8.09	2133	8.25	
2	0957	7.79	1105	7.87	0958	8.14	2
	2212	8.14	2318	7.96	2212	8.14	
3	1039	7.76	1151	7.81	1039	8.08	3
	2254	8.07	----	----	2254	7.98	
4	1125	7.73	0003	7.80	1124	7.98	4
	2339	7.98	1245	7.73	2338	7.78	
5	-----	-----	0055	7.62	-----	----	5
	1216	7.70	1356	7.65	1214	7.83	
6	0028	7.87	0207	7.43	0029	7.56	6
	1319	7.69	1525	7.63	1322	7.67	
7	0126	7.74	0346	7.33	0145	7.34	7
	1438	7.72	1652	7.72	1455	7.58	
8	0243	7.62	0529	7.39	0338	7.25	8
	1556	7.81	1806	7.87	1641	7.65	
9	0408	7.58	0640	7.54	0537	7.39	9
	1705	7.94	1900	8.03	1800	7.84	
10	0525	7.61	0728	7.69	0636	7.61	10
	1807	8.07	1941	8.14	1849	8.01	
11	0632	7.69	0807	7.80	0717	7.78	11
	1859	8.18	2017	8.20	1925	8.12	
12	0725	7.78	0841	7.86	0750	7.90	12
	1945	8.25	2050	8.20	1955	8.18	
13	0811	7.84	0913	7.89	0817	7.98	13
	2027	8.28	2121	8.16	2022	8.19	
14	0853	7.86	0943	7.88	0842	8.04	14
	2107	8.26	2150	8.07	2049	8.16	
15	0933	7.84	1012	7.85	0908	8.05	15
	2145	8.19	2220	7.97	2116	8.09	
16	1011	7.80	1042	7.80	0935	8.04	16
	2220	8.09	2248	7.85	2144	8.00	

Contd. Page -2

(FROM FAIRWAY BUOY TO BASE CREEK)

PART-I


(IN METERS)

D R A U G H T S							
DATE	JANUARY		FEBRUARY		MARCH		DATE
	TIME	METER	TIME	METER	TIME	METER	
17	1046	7.74	1112	7.74	1003	7.99	17
	2253	7.98	2317	7.72	2212	7.88	
18	1121	7.68	1144	7.66	1033	7.92	18
	2325	7.86	2349	7.57	2241	7.76	
19	1157	7.62	-----	-----	1103	7.83	19
	2359	7.72	1223	7.55	2310	7.63	
20	-----	-----	0028	7.40	1138	7.72	20
	1239	7.55	1317	7.43	2345	7.48	
21	0037	7.58	0120	7.22	-----	-----	21
	1338	7.49	1517	7.37	1223	7.59	
22	0125	7.42	0323	7.10	0033	7.31	22
	1500	7.47	1651	7.49	1336	7.46	
23	0245	7.28	0516	7.21	0201	7.17	23
	1619	7.54	1756	7.69	1555	7.50	
24	0426	7.26	0619	7.40	0436	7.27	24
	1728	7.66	1842	7.88	1713	7.71	
25	0544	7.34	0702	7.60	0544	7.52	25
	1822	7.81	1919	8.05	1805	7.93	
26	0640	7.46	0738	7.78	0630	7.78	26
	1905	7.93	1951	8.17	1844	8.13	
27	0722	7.58	0811	7.94	0707	8.02	27
	1941	8.04	2023	8.26	1919	8.27	
28	0758	7.68	0844	8.06	0741	8.21	28
	2014	8.12	2056	8.29	1953	8.36	
29	0832	7.78			0815	8.35	29
	2046	8.18			2028	8.38	
30	0907	7.85			0851	8.41	30
	2120	8.20			2107	8.33	
31	0944	7.90			0931	8.40	31
	2157	8.17			2148	8.21	

NOTE: 1) ALL INCOMING AND OUTGOING VESSELS WILL NEED TO REACH FAIRWAY BUOY AND HIRON POINT RESPECTIVELY ON OR BEFORE THE TIME SHOWN ABOVE .

2) THE PERMISSIBLE DRAUGHTS FOR P P JETTIES AND OTHER JETTIES (FACTORIES) WILL BE CONSIDERED AS PER THE DECLARED DRAUGHT FROM TIME TO TIME.

3) THE DECLARED DRAUGHTS MAY BE REDUCED OR INCREASED IF SITUATION COMPELS.


13/12/2020

SHEIKH FAKHAR UDDIN
COMMANDER BN
HARBOUR MASTER

MONGLA PORT AUTHORITY (BANGLADESH)
 ANTICIPATED PERMISSIBLE DRAUGHTS OF PUSSUR RIVER
 FOR THE MONTH OF JANUARY TO MARCH 2021
 (FROM BASE CREEK TO P P JETTY)

PART-II

(IN METERS)

D R A U G H T S							
DATE	JANUARY		FEBRUARY		MARCH		DATE
	TIME	METER	TIME	METER	TIME	METER	
1	0201	8.54	0306	8.56	0204	8.72	1
	1435	8.22	1536	8.33	1430	8.56	
2	0238	8.53	0345	8.47	0238	8.71	2
	1514	8.22	1615	8.27	1504	8.58	
3	0319	8.48	0428	8.34	0318	8.62	3
	1555	8.16	1657	8.20	1542	8.53	
4	0403	8.38	0514	8.19	0400	8.47	4
	1639	8.09	1744	8.12	1624	8.44	
5	0450	8.27	0606	8.01	0446	8.28	5
	1725	8.03	1842	8.02	1712	8.31	
6	0540	8.16	0710	7.78	0538	8.04	6
	1818	8.01	2040	7.94	1810	8.12	
7	0636	8.04	0902	7.64	0643	7.75	7
	1925	8.02	2206	8.08	1936	7.92	
8	0747	7.92	1032	7.73	0837	7.54	8
	2116	8.12	2309	8.27	2141	8.01	
9	0928	7.89	1140	7.91	1025	7.71	9
	2224	8.30	----	----	2250	8.23	
10	1040	7.96	0001	8.42	1135	7.98	10
	2320	8.45	1233	8.08	2342	8.41	
11	1139	8.06	0041	8.52	-----	-----	11
	-----	-----	1313	8.21	1222	8.19	
12	0007	8.54	0113	8.59	0020	8.53	12
	1231	8.16	1347	8.30	1255	8.33	
13	0046	8.60	0147	8.63	0050	8.62	13
	1316	8.24	1420	8.36	1322	8.44	
14	0123	8.63	0224	8.61	0122	8.69	14
	1359	8.28	1454	8.37	1350	8.53	
15	0203	8.62	0301	8.53	0156	8.70	15
	1439	8.28	1527	8.32	1420	8.57	
16	0245	8.56	0334	8.41	0229	8.64	16
	1519	8.23	1557	8.25	1450	8.54	

Contd. Page -2

(FROM BASE CREEK TO P P JETTY)


PART-II

(IN METERS)

D R A U G H T S							
DATE	JANUARY		FEBRUARY		MARCH		DATE
	TIME	METER	TIME	METER	TIME	METER	
17	0325	8.45	0404	8.27	0300	8.52	17
	1555	8.15	1625	8.17	1517	8.46	
18	0402	8.33	0433	8.12	0326	8.37	18
	1629	8.07	1656	8.08	1543	8.36	
19	0437	8.20	0507	7.95	0353	8.21	19
	1703	8.01	1735	7.96	1612	8.26	
20	0512	8.07	0550	7.74	0422	8.05	20
	1740	7.94	1826	7.80	1648	8.14	
21	0553	7.90	0645	7.49	0500	7.85	21
	1826	7.85	1937	7.65	1738	7.97	
22	0642	7.71	0804	7.28	0558	7.61	22
	1929	7.76	2157	7.77	1846	7.80	
23	0745	7.51	1032	7.44	0715	7.39	23
	2122	7.80	2302	8.08	2027	7.75	
24	0946	7.48	1133	7.76	0934	7.45	24
	2237	8.02	2349	8.33	2220	8.05	
25	1102	7.64	-----	-----	1058	7.85	25
	2329	8.23	1218	8.01	2314	8.38	
26	1155	7.82	0029	8.49	1146	8.20	26
	-----	-----	1256	8.20	2356	8.60	
27	0013	8.36	0104	8.60	-----	-----	27
	1238	7.96	1330	8.35	1225	8.45	
28	0051	8.43	0134	8.67	0031	8.73	28
	1316	8.07	1401	8.48	1256	8.61	
29	0126	8.49			0100	8.81	29
	1351	8.19			1320	8.74	
30	0158	8.55			0130	8.86	30
	1425	8.29			1348	8.83	
31	0230	8.59			0208	8.85	31
	1500	8.34			1426	8.85	

NOTE:

1) THE DECLARED DRAUGHTS MAY BE REDUCED OR INCREASED IF SITUATION COMPELS.


13/12/2020

SHEIKH FAKHAR UDDIN
COMMANDER BN
HARBOUR MASTER